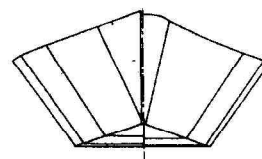
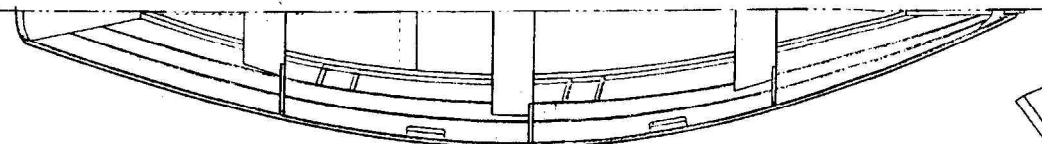
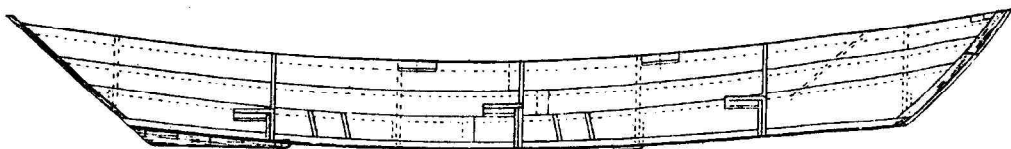


MACKEREL BLACKFISH

LOA: 15'-4" **Beam: 4'** **Depth: 15 1/2"** **Weight: 110lbs**
 4.67m 1.22m 390mm 50kg



Type: light Dory **Optional rig:** sprit, standing lug, sprit-boom or gunter with dagger board **Capacity:** 1 to 3

BUILDING INFORMATION

CONSTRUCTION: chine plywood – flat bottom

OPTIONS: lapstrake sides - traditional plank

BUILDING TIME: 120 hours

COST:

Materials £500 + Rig 400

Plans: 4 sheets with Dory Building Procedure

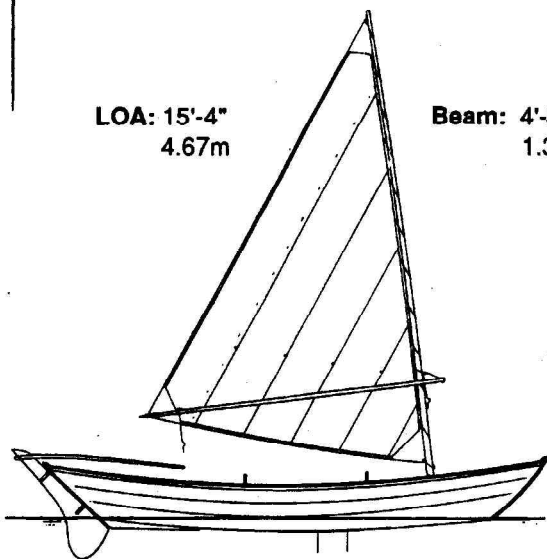
LOA: 15'-4"
4.67m

Beam: 4'-3 1/2"
1.305m

Depth: 16 1/2"
420mm

Weight: 135lbs
60kg

Sail: 55/42sq ft
5.1/3.9sqm



Light, fast, easily-built and inexpensive dories.
 Tender under sail, but surprisingly seaworthy.
 Well tested in all sorts of conditions.

